




PCAdapter503 connections and option jumpers



How to connect wires of cat.5 UTP cable to the devices



LAMPS must be 24V 3W MAX

As alternative of Lamps, 24V LED can be used.
Warning! Do not use normal LEDs !! Only 24V LEDs (or add a 4K7 resistance)

Warning! 220V voltage optional test part (You may see LEDs on the NSC device itself to know the status of outputs)

ByBus srl			
Title Starter kit sample diagram			
Size A3	Document Number Sample P3	Rev <Rev Code>	
Date: Saturday, May 24, 2008	Sheet 1	of 1	1